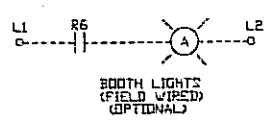
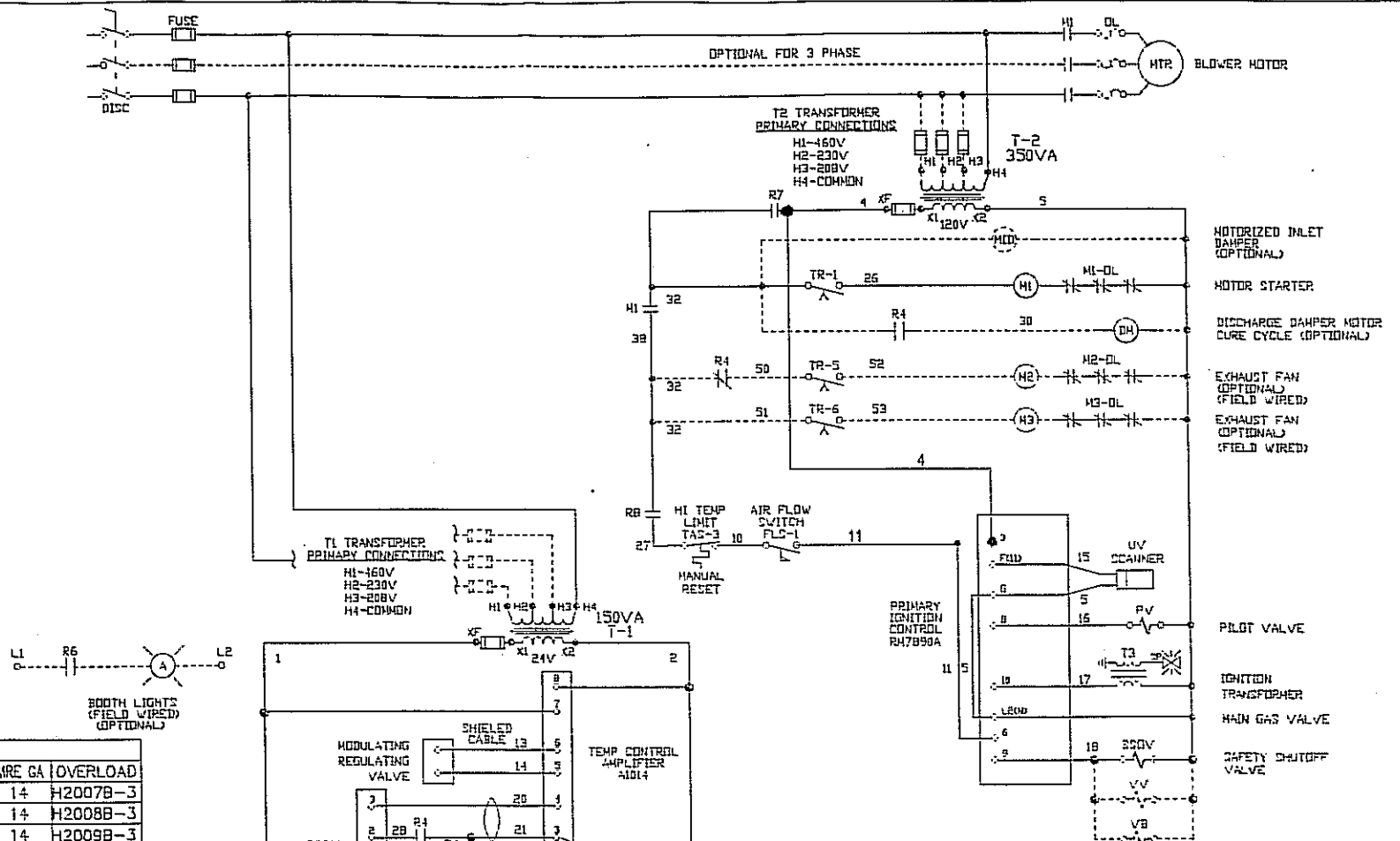
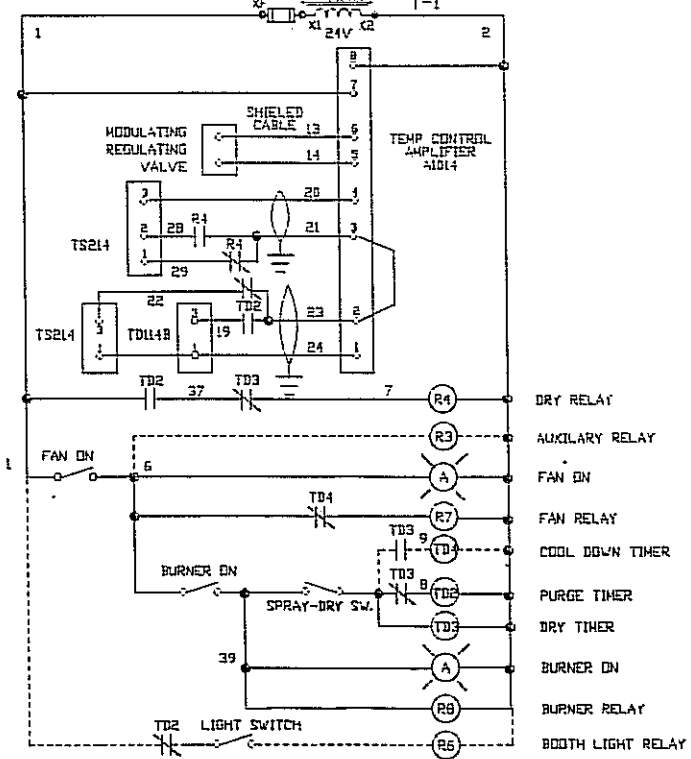


SYMBOL	DESCRIPTION
	MOTORIZED INLET DAMPER MOTOR
	NORMALLY OPEN CONTACTS
	NORMALLY CLOSED CONTACTS
	RELAY COIL
	MOTOR
	STARTER COIL
	PRESSURE ACTUATED SWITCH
	TEMPERATURE ACTUATED SWITCH
	FLOW SWITCH
	VALVE SOLENOID
	MANUAL SWITCH
	LIGHT
	TIME CLOCK
	SHIELDED CABLE
	TRANSFORMER
	SPARK IGNITER
	FUSE
	DAMPER MOTOR



MOTOR CHART

VOLTS	HP	FRAME	FLA	FUSE	WIRE GA	OVERLOAD
460V	2	145T	3.0	6%	14	H2007B-3
	3	182T	4.2	7	14	H2008B-3
	5	184T	6.5	12	14	H2009B-3
	7½	213T	9.5	15	14	H2010B-3
	10	215T	12.3	20	12	H2011B-3
	15	254T	19	30	10	H2012B-3
230V 3ø	2	145T	5.9	12	14	H2009B-3
	3	182T	8.3	15	14	H2010B-3
	5	184T	12.9	25	10	H2011B-3
	7½	213T	19	35	8	H2012B-3
	10	215T	24.7	40	8	H2013B-3
	15	254T	38	60	6	H2015B-3
208V	2	145T	6.0	12	14	H2009B-3
	3	182T	8.7	17½	12	H2010B-3
	5	184T	14.3	25	10	H2012B-3
	7½	213T	21.0	35	8	H2012B-3
	10	215T	27.3	45	8	H2013B-3
	15	254T	41.0	70	6	H2015B-3
230V 1ø	2	145T	11.6	17½	12	H2011B-3
	3	182T	19	25	8	H2012B-3
	5	182T	22	35	8	H2013B-3
	7.5	182T	35.5	50	6	H2015B-3
10	182T	48.0	60	6	H2016B-3	



NO. Date. INT. Revision

01 03/25/98 Job Update Motor FLA's & O.L.

BANANZA
AIR MANAGEMENT SYSTEMS, INC.

3650, 31000, 32000, 33000

SPRAY BOOTH APPLICATION #2
WITH PURGE AND DRY TIMERS

ENGINEER:

SUBMITTED BY:

DRAWN BY: KLB DATE: 01/25/93 CHECK BY:

DRAWING NO. SHEET 1 OF 1 SCALE:

FILE: DUAL 2.2XD PLOT: